

全国服务热线 400-826-9599
National Service Hotline

林肯电梯(中国)有限公司
Lincoln Elevator (China) Co.,Ltd.

地址:中国浙江省海宁市尖山新区凤凰路78号
Add: No.78 Fenghuang Road Jianshan New District Haining Zhejiang China
电话(Tel):+86-573-87805995
传真(Fax):+86-573-87805996
E-mail:sales@lincolnelevator.cn
Http://www.lincolnelevator.com.cn



本宣传品为一般信息出版物,我们保留随时更新产品技术和说明的权利。
本宣传品中的任何字句,无论其字面意思和含义,对任何产品及产品的用途和质量,
或者任何购销合同条款的表述与更改均不承担责任。
本宣传品中的色样和产品等与实物有色差,以实样为准。

林肯电梯(中国)有限公司版权所有 2017年08月-1版

2017年8月印刷Printed in August, 2017

SELECT 经典系列装潢

SELECT CLASSIC SERIES DECORATION



Lincoln elevator

LINCOLN[®]
林肯电梯

www.lincolnelevator.com.cn




LINCOLN[®] 林肯电梯

专业铸就品质 · 服务体现价值
Profession Cast The Quality • Service Reflect The Value



一直以来, 我们不断追求制造更高质量的电梯,
这是我们传承几代人不懈努力的精神,
运用高新技术结合精湛的制造工艺, 锐意进取不断超越。
我们总是坚持电梯核心部件的自主研发与生产,
极为严格的工艺要求与近乎苛刻的安全性能检测, 只是追求卓越的品质,
我们了解服务的真正价值所在, 不断满足新的需求, 超越您的期待。

We have been constantly pursuing higher quality elevator,
inheriting the spirit of unremitting efforts of several generations,
with the use of high-tech combination, combined with superb manufacturing process, to forge ahead.
We always adhere to the independent development and production of core components of elevators,
and extremely strict technical requirements and almost demanding safety performance testing,
only to pursue excellent quality.
We understand the true value of the service, and continue to meet the new needs beyond your expectations.



轿厢系列

LIFT CAR SERIES

XLCJ01

轿底/轿顶: 喷涂钢板

吊顶: 发纹不锈钢框架/乳白色亚克力灯板/LED照明

三围壁: 喷涂钢板/金属网片装饰/发纹边框/LED回光灯槽

前壁/门楣/操纵壁: 镜面不锈钢

轿门: 镜面不锈钢

扶手: 不锈钢拉丝扁扶手

地坪: 拼花大理石

Car platform Car top: Painting steel panel

Ceiling: Hairline stainless steel frame/ivory acrylics lamp panel/ LED illumination

3D Wall: Painting steel panel, metal mesh decoration, hairline frame, LED beam projector light slot

Front wall/Lintel/COP wall: Mirror stainless steel

Car door: Mirror stainless steel

Handrail: Stainless steel wire drawing flat handrail

Floor: Parquet marble



XLCJ02

轿底/轿顶: 喷涂钢板

吊顶: 亚金色不锈钢/乳白色亚克力灯板/LED照明

三围壁: 亚金色不锈钢

前壁/门楣/操纵壁: 钛金不锈钢

轿门: 钛金不锈钢

地坪: 拼花大理石

Car platform Car top: Painting steel panel


Ceiling: Matte gold stainless steel, ivory acrylics lamp panel, LED illumination

3D Wall: Matte gold stainless steel

Front wall/Lintel/COP wall: Titanium stainless steel


Car door: Titanium stainless steel

Floor: Parquet marble



轿厢系列


LIFT CAR SERIES



XLCJ03

轿底/轿顶: 喷涂钢板
吊顶: 镜面不锈钢/乳白色亚克力灯板/筒灯
三围壁: 喷涂钢板/三侧边镜面不锈钢/三侧中金砂玻璃/镜面不锈钢
前壁/门楣/操纵壁: 镜面不锈钢
轿门: 镜面不锈钢
扶手: 亚克力/钛金管扶手
地坪: 拼花大理石

Car platform Car top: Painting steel panel
Ceiling: Mirror stainless steel, ivory acrylics, lamp panel
3D Wall: Painting steel panel/three-sided mirror stainless steel/Three-sided gold sand glass/mirror stainless steel
Front wall/Lintel/COP wall: Mirror stainless steel
Car door: Mirror stainless steel
Handrail: Acrylic titanium tube handrail
Floor: Parquet marble



轿厢系列

LIFT CAR SERIES

XLCJ04

轿底/轿顶: 喷涂钢板
吊顶: 钛发纹不锈钢框架/配筒灯/喷涂钢板
贴金箔纸/LED照明
三围壁: 喷涂钢板/蜂窝大理石/钛金镜面
前壁/门楣/操纵壁: 钛金镜面不锈钢
轿门: 钛金镜面不锈钢
扶手: 钛金实木扶手
地坪: 拼花大理石

Car platform Car top: Painting steel panel
Ceiling: Titanium hairline stainless steel frame,
matched with flush lights, powder coated steel plate
gilding paper, LED lighting
3D Wall: Painting steel panel/honeycomb marble/
titanium mirror
Front wall/Lintel/COP wall: Titanium mirror stainless steel
Car door: Titanium mirror stainless steel
Handrail: Titanium solid wood handrail
Floor: Parquet marble



XLCJ05

轿底/轿顶: 喷涂钢板
吊顶: 镜面不锈钢框架/灯光片/LED筒灯柔光照明
三围壁: 金属防火板/艺术玻璃/不锈钢线条组合
前壁/门楣/操纵壁: 发纹不锈钢
轿门: 发纹不锈钢
扶手: 发纹不锈钢
地坪: 拼花大理石

Car platform Car top: Painting steel panel
Ceiling: mirror stainless steel frame, lighting sheet,
LED flush light soft lighting
3D Wall: metal fire-proof plate, art glass,
stainless steel line combination
Front wall/Lintel/COP wall: Hairline stainless steel
Car door: Hairline stainless steel
Handrail: Hairline stainless steel
Floor: Parquet marble



轿厢系列

LIFT CAR SERIES



XLCJ06

轿底/轿顶: 喷涂钢板
吊顶: 钢板喷涂香槟金闪光/筒灯/喷涂钢板贴仿金箔纸/灯管
三围壁: 喷涂钢板/木线条框车边镜子后衬胶合板/木线条框车边蜂窝大理石
前壁/门楣/操纵壁: 钛金发纹不锈钢
轿门: 钛金发纹不锈钢
扶手: 钛金实木扶手
地坪: 拼花大理石

Car platform Car top: Painting steel panel
Ceiling: Champagne gold flash painting steel panel/downlight/powder coated steel plate clinquant paper/lamp tube
3D Wall: Painting steel panel/wood molding mirror back plywood/wood molding rim honeycomb marble
Front wall/Lintel/COP wall: Titanium hairline stainless steel
Car door: Titanium hairline stainless steel
Handrail: Titanium solid wood handrail
Floor: Parquet marble

轿厢系列

LIFT CAR SERIES

XLCJ07

轿底/轿顶: 喷涂钢板

吊顶: 发纹不锈钢框架/乳白色亚克力灯板/LED照明

三围壁: 喷涂钢板/金属网片装饰/发纹边框/LED回光灯槽

前壁/门楣/操纵壁: 镜面不锈钢

轿门: 镜面不锈钢

扶手: 三面不锈钢扶手

地坪: 拼花大理石

Car platform Car top: Painting steel panel

Ceiling: Hairline stainless steel frame, ivory acrylics lamp panel, LED illumination

3D Wall: Painting steel panel/ metal mesh decoration/hairline frame/LED beam projector light slot

Front wall/Lintel/COP wall: Mirror stainless steel

Car door: Mirror stainless steel

Handrail: Three-side stainless steel handrail

Floor: Parquet marble



XLCJ08

轿底/轿顶: 喷涂钢板

吊顶: 钛金镜面不锈钢边框/喷涂钢板贴仿金箔纸/LED照明/射灯

三围壁: 钛黑蚀刻喷金漆/木线条波浪板/钛黑镜面不锈钢板/玻璃镜

前壁/门楣/操纵壁: 钛金镜面不锈钢

轿门: 钛金镜面不锈钢

扶手: 两侧钛金实木扶手

地坪: 拼花大理石

Car platform Car top: Painting steel panel

Ceiling: Titanium mirror stainless steel frame/Painting steel panel clinquant paper/LED illumination/spot lighting



3D Wall: Titanium black etching gold/wood lacquer line waved plate/titanium black mirror stainless steel/glass mirror

Front wall/Lintel/COP wall: Titanium mirror stainless steel

Car door: Titanium mirror stainless steel

Handrail: Titanium solid wood handrails on both sides

Floor: Parquet marble



轿厢系列

LIFT CAR SERIES

XLCJ09

轿底/轿顶:喷涂钢板

吊顶:发纹不锈钢框架/乳白色亚克力灯板/LED照明

三围壁:喷涂钢板/发纹不锈钢/镜面蚀刻不锈钢

前壁/门楣/操纵壁:发纹不锈钢

轿门:发纹不锈钢

地坪:拼花大理石

Car platform Car top:Painting steel panel

Ceiling: Hairline stainless steel frame, ivory


acrylics lamp panel, LED lighting, Mirror etching stainless steel

3D Wall:Painting steel panel/hairline stainless steel

Front wall/Lintel/COP wall: Hairline stainless steel

Car door: Hairline stainless steel

Floor: Parquet marble



XLCJ10

轿底/轿顶:喷涂钢板

吊顶:发纹不锈钢框架/乳白色亚克力灯板/LED照明

三围壁:发纹不锈钢/镜面不锈钢蚀刻

前壁/门楣/操纵壁:镜面不锈钢

轿门:镜面不锈钢

地坪:拼花大理石

Car platform Car top: Painting steel panel

Ceiling: Hairline stainless steel frame, ivory

acrylics lamp panel, LED lighting

3D Wall: Hairline stainless steel/Mirror stainless steel etching

Front wall/Lintel/COP wall: Mirror stainless steel



Car door: Mirror stainless steel

Floor: Parquet marble



轿厢系列

LIFT CAR SERIES



XLCJ11

轿底/轿顶: 喷涂钢板
吊顶: 钛金镜面不锈钢蚀刻/LED四筒灯/吸顶灯
三围壁: 喷涂钢板/胡桃木木纹贴塑钢板/不锈钢蚀刻镀钛/玻璃镜
前壁/门楣/操纵壁: 钛金镜面不锈钢
轿门: 钛金镜面不锈钢
地坪: 拼花大理石

Car platform Car top: Painting steel panel
Ceiling: Titanium mirror stainless steel etching/LED four flush lights/ceiling lamp
3D Wall: Painting steel panel/walnut wood grain decorative surface/red walnut splint facing/stainless steel etched titanium/glass mirrors
Front wall/Lintel/COP wall: Titanium mirror stainless steel
Car door: Titanium mirror stainless steel
Floor: Parquet marble

轿厢系列

LIFT CAR SERIES



XLCJ12

轿底/轿顶: 喷涂钢板

吊顶: 镜面不锈钢/灯光片/LED筒灯柔光照明

三围壁: 镜面不锈钢蚀刻/工艺木饰面嵌不锈钢

前壁/门楣/操纵壁: 镜面不锈钢

轿门: 镜面不锈钢

地坪: 拼花大理石

Car platform Car top: Painting steel panel

Ceiling: Mirror stainless steel lighting sheet, LED flush light soft lighting

3D Wall: Mirror stainless steel etching, wood decoration surface, stainless steel

Front wall/Lintel/COP wall: Mirror stainless steel


Car door: Mirror stainless steel

Floor: Parquet marble



轿厢系列

LIFT CAR SERIES



XLCJ13

轿底/轿顶: 喷涂钢板
吊顶: 镜面不锈钢/乳白色亚克力灯板/筒灯
三围壁: 喷涂钢板/摩卡樱桃木木纹贴塑钢板/镜面不锈钢
前壁/门楣/操纵壁: 镜面不锈钢
轿门: 镜面不锈钢
地坪: 拼花大理石

Car platform Car top: Painting steel panel
Ceiling: Mirror stainless steel, ivory acrylics lamp panel
3D Wall: Painting steel panel, wood decoration surface, mirror stainless steel
Front wall/Lintel/COP wall: Mirror stainless steel
Car door: Mirror stainless steel
Floor: Parquet marble

轿厢系列

LIFT CAR SERIES

XLCJ14

轿底/轿顶: 喷涂钢板
吊顶: 钢板烤漆/透光云石板/镜面顶板/LED照明
三围壁: 喷涂钢板/樱桃木编织木饰面/透光云石/
镜面不锈钢/浅胡桃木框架
前壁/门楣/操纵壁: 钛金发纹不锈钢
轿门: 钛金发纹不锈钢
扶手: 胡桃木扶手/钛金色扶手座
地坪: 拼花大理石


Car platform Car top: Painting steel panel
Ceiling: Painting steel panel/sunshine stone panel/mirror
roof/LED lighting
3D Wall: Painting steel panel/wood decoration surface/
sunshine stone panel/mirror stainless steel
Front wall/Lintel/COP wall: Titanium hairline stainless steel
Car door: Titanium hairline stainless steel
Handrail: Walnut handrail, titanium handrail frame
Floor: Parquet marble



XLCJ15

轿底/轿顶: 喷涂钢板
吊顶: 钢板喷涂花梨木饰面/乳白色亚克力灯板/LED照明
三围壁: 喷涂钢板/木饰面中间嵌镜面蚀刻不锈钢/
玻璃镜后衬胶合板
前壁/门楣/操纵壁: 镜面不锈钢
轿门: 镜面不锈钢
扶手: 三侧抛光扶手
地坪: 拼花大理石

Car platform Car top: Painting steel panel
Ceiling: wood decoration surface/ivory acrylics lamp panel/
LED lighting
3D Wall: Painting steel panel, wood decoration surface, Mirror
stainless steel etching
Front wall/Lintel/COP wall: Mirror stainless steel
Car door: Mirror stainless steel
Handrail: Three sided polished handrail
Floor: Parquet marble



轿厢系列

LIFT CAR SERIES



XLCJ16

轿底/轿顶: 喷涂钢板

吊顶: 镜面不锈钢/亚克力/金属网

三围壁: 镜面不锈钢/短发纹不锈钢包边/金属网/

烤漆玻璃

前壁/门楣/操纵壁: 发纹不锈钢

轿门: 发纹不锈钢

地坪: 拼花大理石

Car platform Car top: Painting steel panel

Ceiling: mirror stainless steel, acrylics, metal net

3D Wall: mirror stainless steel, short hairline stainless steel binding, metal net, painted glass

Front wall/Lintel/COP wall: Hairline stainless steel

Car door: Hairline stainless steel

Floor: Parquet marble



轿厢系列

LIFT CAR SERIES

XLCJ17

轿底/轿顶: 喷涂钢板
吊顶: 钢板喷涂/仿金箔墙纸/镜面不锈钢顶板/四筒灯/
中间四周LED照明
三围壁: 喷涂钢板/蜂窝大理石板装饰/玻璃镜图案冲砂
前壁/门楣/操纵壁: 镜面不锈钢
轿门: 镜面不锈钢
扶手: 镜面不锈钢木质扶手
地坪: 拼花大理石


Car platform Car top: Painting steel panel
Ceiling: Painting steel panel/clinquant wallpaper/mirror
stainless steel roof/four flush lights,
middle surrounded LED lighting
3D Wall: Painting steel panel/honeycomb marble
plate decoration/glass mirror pattern sand cut
Front wall/Lintel/COP wall: Mirror stainless steel
Car door: Mirror stainless steel
Handrail: Wooden mirror stainless steel wood handrail
Floor: Parquet marble



XLCJ18

轿底/轿顶: 喷涂钢板
吊顶: 钢板烤漆/彩绘乳白色亚克力灯板/LED照明
三围壁: 喷涂钢板/雕花实木漆红棕色饰面/镜面
不锈钢/蜂窝大理石
前壁/门楣/操纵壁: 镜面不锈钢
轿门: 镜面不锈钢
扶手: 半圆实木漆红棕色扶手
地坪: 拼花大理石

Car platform Car top: Painting steel panel
Ceiling: painting steel panel/colored drawing/ivory acrylic/
LED lighting
3D Wall: Painting steel panel/carving wood paint
spray paint reddish brown facing/mirror stainless steel
honeycomb marble
Front wall/Lintel/COP wall: Mirror stainless steel
Car door: Mirror stainless steel
Handrail: Semicircular wood lacquer reddish brown handrail
Floor: Parquet marble





轿厢系列

LIFT CAR SERIES

XLCJ19

轿底/轿顶:喷涂钢板
吊顶:烤漆外顶板/弧形条银色烤漆/贴铝箔贴纸
三围壁:喷涂钢板/黑色玻璃镜衬胶合板/和纹蚀刻不锈钢
前壁/门楣/操纵壁:和纹不锈钢蚀刻
轿门:和纹不锈钢蚀刻
地坪:拼花大理石



Car platform Car top: Painting steel panel
3D Wall: Painting steel panel/arc silver stoving varnish/
silver foil paster
3D Wall: Painting steel panel/black glass back
plywood/irregularly-lined etching stainless steel
Front wall/Lintel/COP wall: Irregularly-lined etching
stainless steel
Car door: Irregularly-lined etching stainless steel
Floor: Parquet marble



XLCJ20

轿底/轿顶:喷涂钢板
吊顶:长发纹不锈钢镀钛金/透光云石板/喷涂钢板/筒灯
三围壁:黑檀木饰面/长发纹不锈钢镀钛金/大理石蜂窝板
(金叶米黄)/镜面不锈钢镀钛黑色
前壁/门楣/操纵壁:钛金不锈钢
轿门:钛金不锈钢
扶手:镜面不锈钢镀钛金/黑檀木
地坪:拼花大理石

Car platform Car top: Painting steel panel
Ceiling: Long hairline stainless steel titanium gold/sunshine
stone panel/Painting steel panel/downlight
3D Wall: Wood decoration surface/long hairline titanium
stainless steel/marble honeycomb panel (Elite Beige)/
mirror stainless steel titanizing black
Front wall/Lintel/COP wall: Titanium stainless steel
Car door: Titanium stainless steel
Handrail: Mirror stainless steel titanium, blackwood
Floor: Parquet marble



厅门/门套系列

LANDING DOOR / JAMB SERIES

厅门以大气豪华的风格设计，特别是增高了门楣和美观的层站召唤，给人一种至尊向上的完美享受。

The landing door is designed with luxurious style, especially the lintel is increased and beautiful landing, giving people a supreme enjoyment.



▲ E型 大门套
E-type wide door jamb

▲ F型 大门套
F-type wide door jamb

梯厅入口设计 Hall entrance design

门套：喷漆钢板（标准）/发纹不锈钢（选配）

厅门：喷漆钢板（标准）/发纹不锈钢/蚀刻不锈钢/彩色油漆蚀刻不锈钢（选配）

门楣：喷漆不锈钢/发纹不锈钢/蚀刻不锈钢

地坎：压铸铝合金（标准）/不锈钢（选配）

Door jamb: Powder coated steel (standard), hairline stainless steel (optional)

Landing door: Powder coated steel plate (standard), hairline stainless steel, etching stainless steel, color paint etching stainless steel (optional)


Lintel: Powder coated stainless steel, hairline stainless steel, etching stainless steel

Sill: Die-casting aluminum alloy (standard), stainless steel (optional)

喷涂钢板可选颜色：
Painting steel panel
available colors:



XLCC-07
C:7 M:8 Y:16 K:0



XLCC-06
C:14 M:9 Y:7 K:0



XLCC-05
C:2 M:7 Y:25 K:0



XLCC-04
C:9 M:20 Y:27 K:0



XLCC-03
C:35 M:34 Y:36 K:1



XLCC-02
C:21 M:3 Y:26 K:0



XLCC-01
C:2 M:3 Y:8 K:0



XLCM01



XLCM02



XLCM03



XLCM04



XLCM05



XLCM06

厅门/扶手系列

LANDING DOOR / HANDRAIL SERIES



XLCM07




XLCM08



XLCM09



XLCM10



XLCM11



XLCM12

XLCEF02

发纹不锈钢



Hairline stainless steel

XLCEF03

实木和钛金不锈钢



Solid wood and titanium stainless steel

XLCEF04

发纹不锈钢



Hairline stainless steel

XLCEF05

钛金不锈钢



Titanium stainless steel

XLCEF06

发纹不锈钢



Hairline stainless steel

XLCEF07

钛金蚀刻不锈钢



Titanium etching stainless steel

XLCEF08

实木和钛金不锈钢



Solid wood and titanium stainless steel

XLCEF09

实木和不锈钢



Solid wood and stainless steel

XLCEF10

亚克力和钛金不锈钢



ACRYLICS and titanium stainless steel

XLCEF11

实木和钛金不锈钢



Solid wood and titanium stainless steel

XLCEF12

实木和不锈钢



Solid wood and stainless steel

人机界面组合

HUMAN MACHINE INTERFACE COMBINATION



XCOP01

发纹不锈钢面板 (标配组合)
Hairline stainless steel panel (standard sets)



XLCH08-1

单梯外呼 (无底盒)
Single HOP (Bottomless box)



XLCH05-1

单梯外呼 (无底盒)
Single HOP (Bottomless box)



XLCH08-2

并联外呼 (无底盒)
Parallel HOP (Bottomless box)



XLCH05-2

并联外呼 (无底盒)
Parallel HOP (Bottomless box)




XCOP02

钛金不锈钢面板
Titanium stainless steel panel




XLCH02-1

单梯外呼 (有底盒)
Single HOP (Bottom box)



XLCH02-2

并联外呼 (有底盒)
Parallel HOP (Bottom box)




XCOP03

镜面不锈钢面板
Mirror stainless steel panel




XLCH03-1

单梯外呼 (有底盒)
Single HOP (Bottom box)



XLCH03-2

并联外呼 (有底盒)
Parallel HOP (Bottom box)



XCOP04

发纹不锈钢面板
Hairline stainless steel panel



XLCH04-1

单梯外呼 (有底盒)
Single HOP (Bottom box)



XLCH04-2

并联外呼 (有底盒)
Parallel HOP (Bottom box)

按钮/群控到站灯/外呼盒

BUTTON / GROUP CONTROL ARRIVAL LAMP / LOP BOX



XLCB11(标准配置)



XLCB07



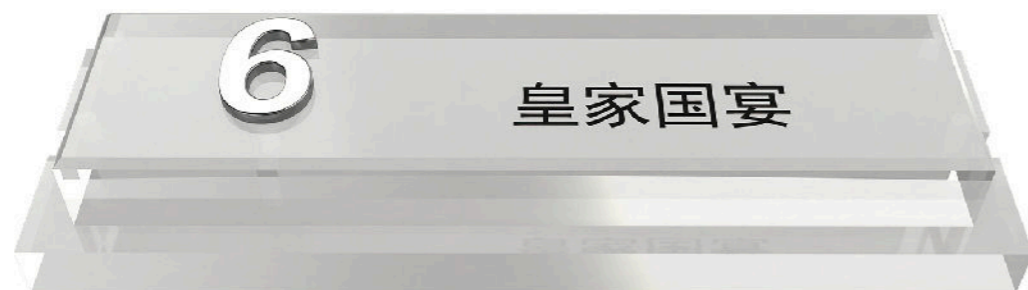
XLCB01



XLCB02



XLCB08



XLCB09



群控到站灯


Group control arrival lamp



XLCQ01



XLCQ02



XLCQ03



XLCQ04

群控外呼盒

Group control LOP box



XLCW01



XLCW02



XLCW03



XLCW04

显示器/吊顶

DISPLAY / CEILING



XLCS01

图片机/多媒体全彩液晶轿内显示屏
Image machine/Multimedia full color LCD display in elevator cab



XLCS02

纯彩液晶轿内显示屏
Pure color LCD interior display



XLCS03

纯彩液晶轿内显示屏
Pure color LCD interior display



XLCS04

单色液晶轿内显示器
Single color LCD interior display



XLCS05

点阵轿内显示器
Dot matrix interior display



XLCS06

段码轿内显示
Segment code display in elevator cab



XLCS08

段码轿内显示
Segment code display in elevator cab



XLCD01-1

单梯外呼显示
Simplex LOP display



XLCD01-2

并联外呼显示
Duplex LOP display



XLCD02-1

单梯外呼显示
Simplex LOP display



XLCD02-2

并联外呼显示
Duplex LOP display



XLCD03-1

单梯外呼显示
Simplex LOP display



XLCD03-2

并联外呼显示
Duplex LOP display



XLCD07-1

单梯外呼显示
Simplex LOP display



XLCD07-2

并联外呼显示
Duplex LOP display



XLCD04

厅外门顶单梯外显示
Landing door top Simplex LOP display




XLCD06

厅外门顶单梯外显示
Landing door top Simplex LOP display



XLCT01



XLCT02



XLCT03



XLCT04



XLCT05



XLCT06




XLCT07



XLCT08




XLCT09




XLCT10

吊顶系列


CEILING SERIES




XLCT11



XLCT12



XLCT21




XLCT22



XLCT13




XLCT14




XLCT28




XLCT29



XLCT15




XLCT16



XLCT30



XLCT31



XLCT17



XLCT18



XLCT32



XLCT33



XLCT19



XLCT20



XLCT34




XLCT35




XLCT36

PVC地板
PVC FLOOR



XLCN01




XLCN02



XLCN03



XLCN13



XLCN14




XLCN15



XLCN04



XLCN05




XLCN06



XLCN16




XLCN17



XLCN18



XLCN07




XLCN08



XLCN09




XLCN19



XLCN20



XLCN21




XLCN10




XLCN11



XLCN12



XLCN22



XLCN23



XLCN24

PVC地板/大理石地板

PVC FLOOR / MARBLE FLOOR



XLCN25



XLCN26



XLCN27



XLCN28



XLCN29



XLCN30



XLCN31



XLCN32



XLCN33



XLCN34



XLCN35



XLCN36



XLCN37



XLCN38



XLCN39



XLCN40



XLCN41




XLCN42



XLCN43




XLCN44



XLCN45




XLCN46




XLCN47



XLCN48



XLCN49



XLCN50

服务体系，苛于细节，臻于完美！

SERVICE SYSTEM, FOCUS ON THE DETAILS, TO ACHIEVE PERFECTION!



林肯始终把客户的权益放在第一位，承诺不放过任何一个细节，只为赢得客户的满意微笑。

Lincoln always put the interests of clients at the first place, promising not to miss any details, only to win a satisfaction smile from the customer.

▶ 全天候在线服务

24 × 7 online service

全国400-826-9599，24小时实时在线，承诺为客户第一时间解决问题。
National 400-826-9599, 24 hour real-time online, promising to solve the problems for clients the first time.

▶ 健全的据点服务站

Sound stronghold service station

考量到就近服务的高效性，林肯在已开发市场的各区域设立售后服务站，形成了健全的售后服务网。
Taking into consideration of the efficiency of close service, Lincoln has set up after-sales service stations at all regions of developed markets, forming a sound after-sales net.

▶ 完善的零部件储备

Perfect component reserve

在每一个售后服务站，林肯定期盘查库存，确保电梯部件的存量满足当地维保需求。
At each after-sales service station, Lincoln take inventory periodically, to ensure the stock of components to meet the demand of local elevator maintenance.

▶ 客户权益最大化

Maximize the interests of customers

每一次发货都再三核对登记，如若收到缺件反馈，秉持“先补件后查实”的程序，绝不影响客户的工程进度。
Each shipment is checked repeatedly, once the feedback of missing parts is received. Our company adheres to the program of "replacing parts first and examine next", never influencing the job progress of the customer.

▶ 电梯安装专业化

Elevator installation Specialization

林肯电梯拥有丰富的电梯安装人才，安装技术专业高效，确保电梯投入使用无障碍。
Lincoln elevator has various elevator installation talents, with professional and efficient installation technology, to ensure the smooth accessibility of the elevator.

▶ 维保工作深入化

In-depth maintenance work

只要同一项目内林肯电梯达到15台以上，公司即可派遣资深维保小组驻点维保。
For clients with bulk purchases, as long as the number of LINCOLN elevator reaches more than 15 in the same project, we will dispatch a senior maintenance group for site maintenance.